

Informational/Expository Blueprints

Blueprint for Exceptional Writing

Jennifer Fontenot

2009

The following pages contain Blueprints (graphic organizers) for most of the informational/expository genres taught in grades K-8.

Name _____ Date _____

Theme _____ Topic _____

Autobiography Blueprint: Narrative written about a person's life. The purpose of this genre is to give a history of a person's real life.

Story Beginning: Begins with the account, time or event of that person's life.

A large, empty oval shape intended for writing the story beginning.

- ✓ Setting may vary
- ✓ Main character is the author
- ✓ Written in 1st person
- ✓ Emotional type of writing

Plot: Storyline line with details leading to a climax.

A large, empty rectangular box intended for writing the plot.

- ✓ Plot is described through the main character's experience
- ✓ Plot can be divided into chapters or episodes
- ✓ Negatives are brushed over
- ✓ Flashbacks are key to writing style

Story Ending: Resolution to the plot with main character being very insightful.

A large, empty rectangular box intended for writing the story ending.

- ✓ Story ending
- ✓ Main character is insightful and reflective

Name _____

Date _____

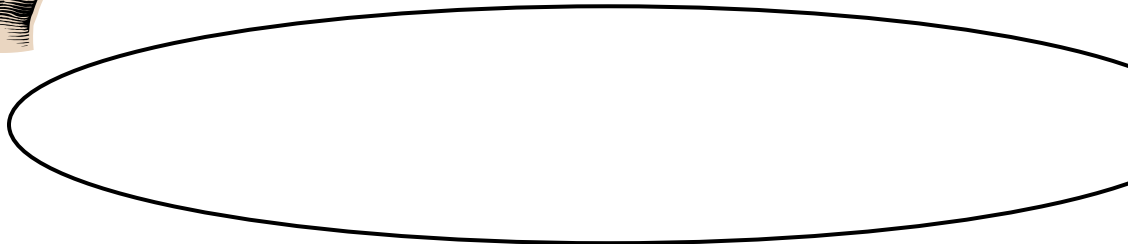
Theme _____

Topic _____

Biography Blueprint: A factual account of a real person's life that is delivered with emotions. The purpose of this genre is to understand the historical account of a person's life and learn from it.



Story Beginning: Define the setting and characters.



- ✓ Set the scene for the beginning of the biography
- ✓ Setting changes due to the episodes in a person's life
- ✓ Written in 3rd person



Plot: Storyline line with details leading to a climax.



- ✓ Plot is experienced through the problems that are encountered in the character's life.
- ✓ Plot focus is usually centered around family background, accomplishments or a specific interest



Story Ending: Resolution to the plot.



- ✓ Story ending with problem resolution

Name _____

Date _____

Theme _____

Topic _____

Comparative Blueprint: Compares and contrasts two elements, people, processes, stories, plays.... The purpose of this genre is to examine the similarities and difference between the selection items and to make a judgment about them.

Story Beginning: Define the setting and characters.



- ✓ Identify the items that are being compared.
- ✓ Form an opinion about them

Details: Looks at items similarities and differences.



- ✓ Show how the items are similar and different by either a point-by-point comparison or a whole-to-whole format
- ✓ Begin with the least important analysis and move to the most critical
- ✓ Use comparative language
- ✓ Details must be researched or credible

Ending/Summary: Restate opinion and objects of analysis



- ✓ Summarize and state opinion

Name _____

Date _____

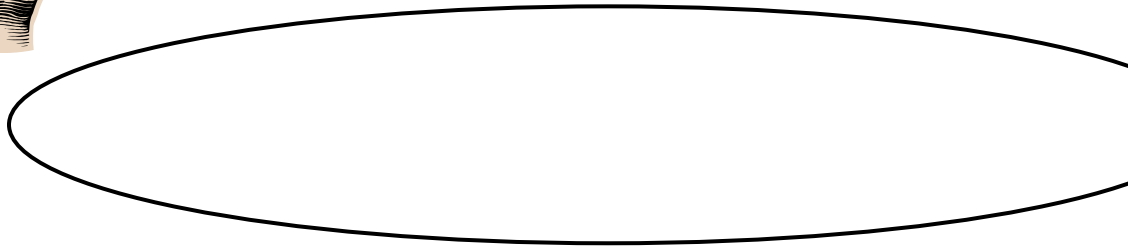
Theme _____

Topic _____

Historical Expository Blueprint: A factual recount of a historical event. The purpose of this genre is to provide the true facts of a historical event.




Selection Beginning: Define the historical event.



- ✓ Introduces the historical issue
- ✓ Clearly identifies the time period and place
- ✓ Written in 3rd person



Selection Details: Recount episode in history in a clear, precise chronologically written way.



- ✓ Facts written with a narrow focus
- ✓ Explains how, when why and where events happened
- ✓ Research or documentation required of these events to insure accuracy



Ending/Summary: Discusses the implications



- ✓ Summary discusses a conclusion or implication of findings

Name _____

Date _____


Theme _____

Topic _____

How-to Blueprint: A writing selection that gives directions to the reader about a method or procedure to accomplish a task. The purpose of this genre is to teach a specific task.




Beginning: Define the setting and characters.



- ✓ Tell what is going to be accomplished, made or completed



Details: Description in a sequential format for an achieved result.



- ✓ A step-by-step descriptive explanation of a procedure to accomplish a task
- ✓ May involve diagrams, pictures and graphics
- ✓ Use of number items, bullets, arrows are usually done



Ending/Summary: Restate what has been accomplished



- ✓ Restatement of accomplishment

Name _____

Date _____

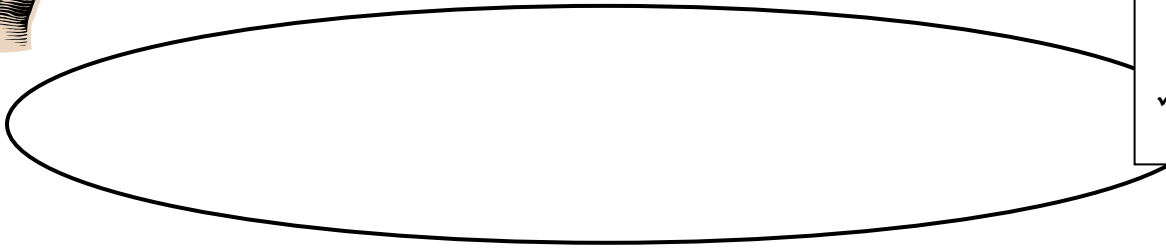
Theme _____

Topic _____

Persuasive Blueprint: This type of writing focuses on a single issue where the author takes a stand. It also informs the reader. It's purpose is to change the reader's mind.




Beginning: Take a stand



- ✓ Take a stand and tell what it is
- ✓ Describes a single issue



Details: 3 good reasons



- ✓ 3 good reasons for your stand
- ✓ Save the best for last



Ending: Summarize



- ✓ Restate stand
- ✓ Summarize reasons

Name _____

Date _____

Theme _____


Topic _____

Research Project Blueprint: This type of writing involves finding answers to research questions through credible procedures. The purpose of this genre is to provide answers or test a theory.




Beginning: State the problem

✓ Statement of the thesis



Details: Conduct the research

✓ Research investigation



Ending: Summarize results

✓ Summary and insight

